

LED Light Therapy & Derma Roller

3 in 1 professional grade microneedling

INSTRUCTIONAL BOOKLET



/Product features /



Long Press: power button 1.5 seconds to turn ON/OFF the LED light

Short Press: power button to switch the light function from red/blue light

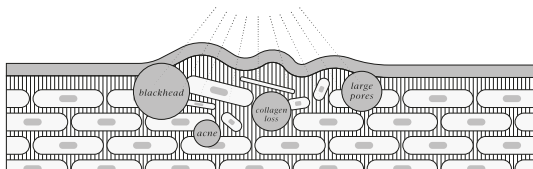
Note: *The light will automatically turn off after 15 minutes of inactivity and won't operate while the device is charging. Unplug the charger to use LED light functions.*

1. Micro-needling therapy benefits

- Microneedling is a minimally invasive procedure for your skin. By rolling 540 thin needles to make tiny holes in the top layer of your skin, this damage helps absorb skincare ingredients more effectively, stimulate your skin's healing process, so it produces more collagen and elastin. These proteins keep your skin firm and smooth.
- Microneedling can help improve the appearance and texture of your skin by minimizing stretch marks.
- Microneedling can be used on the face, legs, back, neck or other areas where you notice damaged or aging skin. Users will need multiple treatments to achieve the desired results.

2. LED Chromotherapy

PROLIFERATE COLLAGEN REJUVENATE SKIN



LED Red Light: Anti-aging

Red light in LED light therapy can activate cell regeneration fibroblasts, and stimulate collagen and elastin production. It also increases blood circulation reduces wrinkles and fine lines, tightens skin, and encourages cell growth.

LED Blue Light: Anti-acne

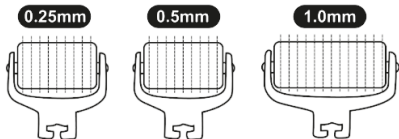
Proven to have powerful antibacterial properties that have the ability to eliminate acne from the skin, calming and soothing the skin to reduce acne breakouts. Use with red light therapy to speed up healing and reduce inflammation.

/Product usage/

- ① Sanitize and soak the roller head with 75% alcohol for about 5-8 mins before use.
- ② Clean your face thoroughly and dry completely.
- ③ Apply serum on skin where the roller is to be used.
- ④ Choose the LED light for your needs. Gently roll over skin 4-5 times in vertical, horizontal and diagonal directions.
- ⑤ After rolling, reapply desired skincare product, serum or mask products needed on the skin.
- ⑥ Sanitize the roller head and put it back in the storage box.

/Roller head replacement/

3 REPLACEABLE ROLLER HEADS

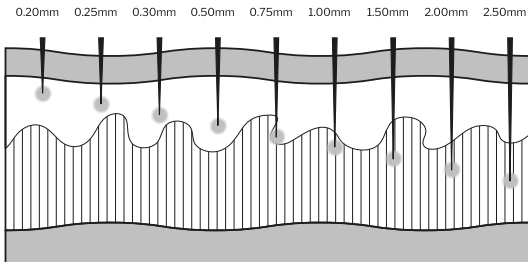


- ① Hold the roller head on both hands.
- ② Press the unlock button.
- ③ Pull the head out.



To order extra replacements roller heads, please visit our website:
www.mavianbeauty.com or email us at info@mavianbeauty for support.

/Choosing needle size /



- The 0.25mm length of the needle is a good size for beginners. It can be used for transdermal absorption to simply enhance the absorption of skincare products. It does not stimulate the growth of collagen, but it does thicken the epidermis making it easier for the skin to respond positively to various skincare products. Regardless of microneedling size, the skin is likely to exhibit redness and irritation from regular use. However, the 0.25 mm needle can be used every other day with minimal effects. As long as the rolling is not done forcibly, there should be no bleeding and no numbing cream needed. This size is also suitable for the most sensitive skin areas like under eyes and neck. Avoid rolling the upper eye areas.

- The 0.5mm needle length is the perfect size to treat shallow wrinkles, UV damage, light scarring and hyperpigmentation. It also helps in the boosting of product absorption for faster and more efficient results. The 0.5 mm needle can be used 1 to 3 times a week. Users will experience normal pain and blood spotting which heals within a short time, numbing cream should not be necessary. Side effects will vary depending on the health of your skin. You may or may not experience excessive reddening and skin irritation on several occasions. The reaction to derma rolling should help to determine the frequency of use. Beginners should practice caution with the choice of needles.
- The 1.00mm needle is more effective in creating the production of collagen as compared to the smaller size. By rolling deeper into skins' layer with the treatment serum, it can help reduce hyperpigmentation and UV damage. It can also break down stretch marks, scars and even wrinkles effectively, skin texture and complexion will be visibly improved. These size of needles can be used on cheeks, forehead, and other body areas. Be very careful with sensitive areas around eyes and behind the ears. As using a deeper needle penetration, users will experience moderate pain which will require a recovery

time of up to a week, depending on the aggressiveness of the operation. A numbing cream is necessary, especially to those people who are less tolerant of pain or have more sensitive skin.

Note: *Beginners should go through derma roller treatment once every 5 to 10 days. Procedures can be repeated after users have recovered fully from the previous procedure.*

- The 1.25 to 2.5mm length of needle is used for treatment of skin ailments mostly those found in parts of the body other than the face. They are ideal for the back of hands, abdomen, thighs, arms, and and other delicate areas. It also works for treatment of mild scars, wrinkles, and stretch marks, but must not be used by beginners without prior microneedling experience or professional instructions.

In general, needle penetration goes deeper with size; hence, these size needles are bound to cause relative pain during treatment. Repeat procedures can only be done after fully recovery.

/Product specifications /

Product Name	LED Derma Roller
LED light	Red & Blue

Battery	Built - in
Recharge mode	USB rechargeable
LED Automatic shutdown time	15 minutes
Input voltage	5V
Battery voltage	3.7V
Battery capacity	90mAh
Working duration	About 8.5 hours
Full charge time	About 2 hours

/Package includes /

- 1 x Roller Handle with LED Light
- 1x 540 Needles Roller Head 0.25mm
- 1x 540 Needles Roller Head 0.5mm
- 1 x 540 Needles Roller Head 1.0mm
- 1 Charging port

Use the product as instructed. Mavian Beauty LLC will not assume any responsibility or liability for any direct, indirect, incidental, special, or consequential damages or injuries arising from the direct or indirect use of this product, whether due to an electrical issue or otherwise. Users of this device will do so at their own risk if they don't follow our instructions. Specifications are subject to improvements or change without prior notice.



*Thank you for choosing Mavian™ for a
spa-quality facial at home*

For more beauty tips, instructional videos, and
exclusive promotions, visit our website

www.mavianbeauty.com